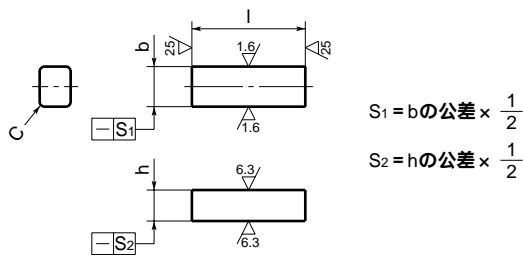


キー及びキー溝 JIS B 1301-1996より抜粋

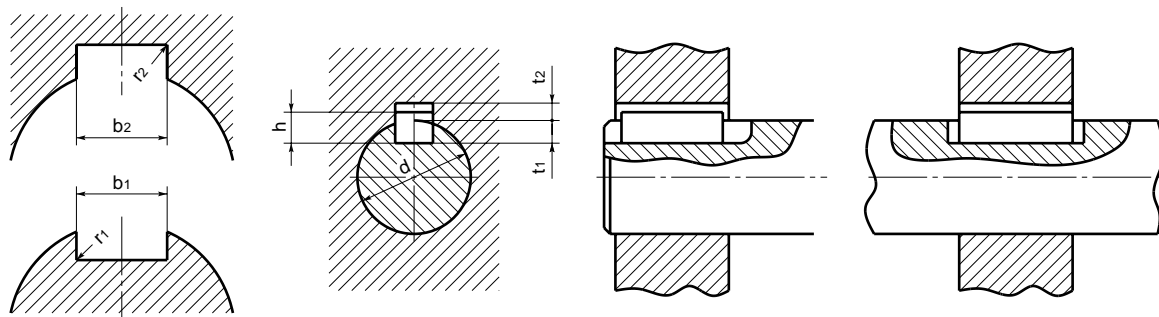
Keys and their corresponding Keyways

平行キー及びキー溝の形状・寸法

キー本体



キー溝の断面

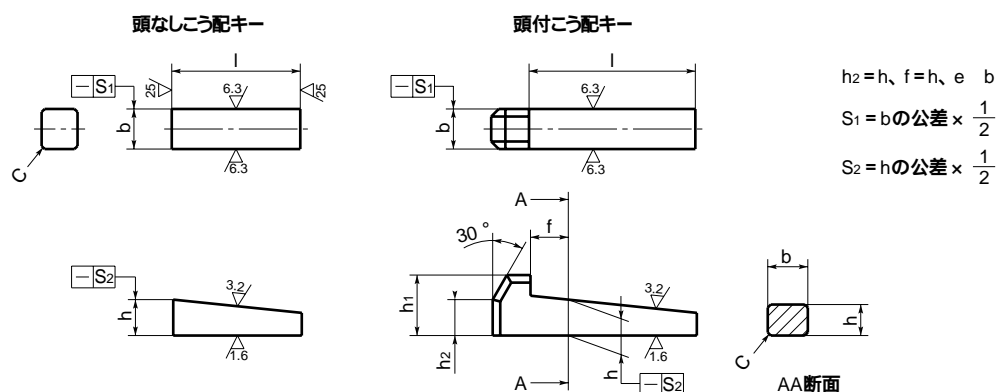


unit: mm

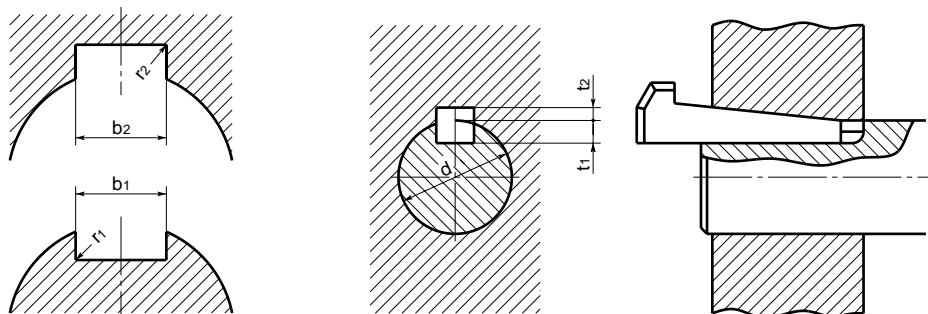
| キーの 呼び寸法 b×h | キーの寸法 | | | | | | キー溝の寸法 | | | | | | | | | | 参考 | | | | |
|--------------------|----------|--------------|----------|--------------|-------------|----------|---|----------------|--------------------|----------------|----------------|---------------------------------|--|------------------------------|------------------------------|--|---------|--------------------|-------------|--------------|-------------|
| | b | | h | | C | l | b ₁ 及び b ₂ の 基準 寸法 | 滑動形 | | 普通形 | | 締込み形 | r ₁ 及び r ₂ | t ₁ の 基準 寸法 | t ₂ の 基準 寸法 | t ₁ 及び t ₂ の 許容差 | | | | | |
| | 基準 寸法 | 許容差 (h9) | 基準 寸法 | 許容差 | | | | b ₁ | b ₂ | b ₁ | b ₂ | b ₁ 及びb ₂ | | | | | | | | | |
| | | | | | | | | | | | | 許容差 (H9) | | | | | | 許容差 (D10) | 許容差 (N9) | 許容差 (Js9) | 許容差 (P9) |
| 2× 2 | 2 | 0 | 2 | 0 | 0.16 ~ 0.25 | 6 ~ 20 | 2 | + 0.025 | + 0.060 | - 0.004 | ±0.0125 | - 0.006 | 0.08 ~ 0.16 | 1.2 | 1.0 | + 0.1 0 | 6 ~ 8 | | | | |
| 3× 3 | 3 | - 0.025 | 3 | - 0.025 | | 6 ~ 36 | 3 | 0 | + 0.020 | - 0.029 | - 0.031 | - 0.031 | | 1.8 | 1.4 | | 8 ~ 10 | | | | |
| 4× 4 | 4 | 0 - 0.030 | 4 | 0 | | 8 ~ 45 | 4 | + 0.030 0 | + 0.078 + 0.030 | 0 - 0.030 | ±0.0150 | - 0.012 - 0.042 | | 2.5 | 1.8 | | 10 ~ 12 | | | | |
| 5× 5 | 5 | | 5 | - 0.030 | | 10 ~ 56 | 5 | | | | | | | 3.0 | 2.3 | | 12 ~ 17 | | | | |
| 6× 6 | 6 | | 6 | | 0.25 ~ 0.40 | 14 ~ 70 | 6 | | | | | 3.5 | 2.8 | 17 ~ 22 | | | | | | | |
| (7× 7) | 7 | 0 - 0.036 | 7 | 0 - 0.036 | | 16 ~ 80 | 7 | + 0.036 0 | + 0.098 + 0.040 | 0 - 0.036 | ±0.0180 | - 0.015 - 0.051 | 4.0 | 3.3 | 20 ~ 25 | | | | | | |
| 8× 7 | 8 | | 7 | | 18 ~ 90 | 8 | | | | | | | | | | 4.0 | 3.3 | 22 ~ 30 | | | |
| 10× 8 | 10 | 0 - 0.043 | 8 | 0 - 0.090 | 0.40 ~ 0.60 | 22 ~ 110 | 10 | + 0.043 0 | + 0.120 + 0.050 | 0 - 0.043 | ±0.0215 | - 0.018 - 0.061 | 0.25 ~ 0.40 | 5.0 | 3.3 | + 0.2 0 | 30 ~ 38 | | | | |
| 12× 8 | 12 | | 8 | | | 28 ~ 140 | 12 | | | | | | | 5.0 | 3.3 | | 38 ~ 44 | | | | |
| 14× 9 | 14 | | 9 | | | 36 ~ 160 | 14 | | | | | | | 5.5 | 3.8 | | 44 ~ 50 | | | | |
| (15× 10) | 15 | | 10 | | | 40 ~ 180 | 15 | | | | | | | 5.0 | 5.3 | | 50 ~ 55 | | | | |
| 16× 10 | 16 | | 10 | | 0.60 ~ 0.80 | 45 ~ 180 | 16 | + 0.052 0 | + 0.149 + 0.065 | 0 - 0.052 | ±0.0260 | - 0.022 - 0.074 | 0.40 ~ 0.60 | 6.0 | 4.3 | 50 ~ 58 | | | | | |
| 18× 11 | 18 | 11 | 50 ~ 200 | 18 | | 7.0 | 4.4 | | | | | | | 58 ~ 65 | | | | | | | |
| 20× 12 | 20 | 0 - 0.052 | 12 | 0 - 0.110 | | 56 ~ 220 | 20 | | | | | | | + 0.062 0 | + 0.180 + 0.080 | 0 - 0.062 | ±0.0310 | - 0.026 - 0.088 | 7.5 | 4.9 | 65 ~ 75 |
| 22× 14 | 22 | | 14 | | | 63 ~ 250 | 22 | | | | | | | | | | | | 9.0 | 5.4 | 75 ~ 85 |
| (24× 16) | 24 | | 16 | | 70 ~ 280 | 24 | 8.0 | 8.4 | 80 ~ 90 | | | | | | | | | | | | |
| 25× 14 | 25 | | 14 | | 70 ~ 280 | 25 | 9.0 | 5.4 | 85 ~ 95 | | | | | | | | | | | | |
| 28× 16 | 28 | | 16 | | | 80 ~ 320 | 28 | | | | | 10.0 | 6.4 | 95 ~ 110 | | | | | | | |
| 32× 18 | 32 | 0 - 0.062 | 18 | | | 90 ~ 360 | 32 | | | | | 11.0 | 7.4 | 110 ~ 130 | | | | | | | |

こう配キー・頭付こう配キー及びキー溝の形状・寸法

キー本体



キー溝の断面



unit: mm

| キーの 呼び寸法 b×h | キーの寸法 | | | | | | | キー溝の寸法 | | | | | | | 参考 |
|--------------------|----------|-------------|-------------|--------|----------------|-----------|------------------|---------------------------------|------------------|--|------------------------------|------------------------------|--|-----------------|-------|
| | b | | h | | h ₁ | C | l | b ₁ 及びb ₂ | | r ₁ 及び r ₂ | t ₁ の 基準 寸法 | t ₂ の 基準 寸法 | t ₁ 及びt ₂ の 許容差 | 適応する 軸径 d | |
| | 基準 寸法 | 許容差 (h9) | 基準 寸法 | 許容差 | | | | 基準寸法 | 許容差 (D10) | | | | | | |
| 2×2 | 2 | 0 | 2 | 0 | h9 | - | 0.16～0.25 | 6～30 | 2 | +0.060 +0.020 | 0.08～0.16 | 1.2 | 0.5 | +0.05 0 | 6～8 |
| 3×3 | 3 | -0.025 | 3 | -0.025 | | - | | 6～36 | 3 | | | 1.8 | 0.9 | | 8～10 |
| 4×4 | 4 | 0 -0.030 | 4 | 0 | | 7 | | 8～45 | 4 | | | 2.5 | 1.2 | | 10～12 |
| 5×5 | 5 | | 5 | -0.030 | 8 | 0.25～0.40 | 10～56 | 5 | +0.078 +0.030 | 3.0 | 1.7 | 12～17 | | | |
| 6×6 | 6 | | 6 | 10 | 14～70 | | 6 | 3.5 | | 2.2 | 17～22 | | | | |
| (7×7) | 7 | 7.2 | 0 -0.036 | 10 | 16～80 | | 7 | +0.098 +0.040 | | 4.0 | 3.0 | 20～25 | | | |
| 8×7 | 8 | 0 -0.036 | 7 | h11 | 11 | 18～90 | 8 | | 4.0 | 2.4 | +0.2 0 | 22～30 | | | |
| 10×8 | 10 | | 8 | | 0 -0.090 | 12 | 22～110 | | 10 | 5.0 | | 2.4 | 30～38 | | |
| 12×8 | 12 | | 8 | | 12 | 28～140 | 12 | 5.0 | 2.4 | 38～44 | | | | | |
| 14×9 | 14 | 9 | 14 | 36～160 | 14 | 0.40～0.60 | +0.120 +0.050 | 0.25～0.40 | 5.5 | 2.9 | 44～50 | | | | |
| (15×10) | 15 | 10.2 | 0 -0.070 | h10 | 15 | | | | 40～180 | 15 | +0.120 +0.050 | 5.0 | 5.0 | +0.1 0 | 50～55 |
| 16×10 | 16 | 10 | 0 -0.090 | h11 | 16 | | | | 45～180 | 16 | | 6.0 | 3.4 | +0.2 0 | 50～58 |
| 18×11 | 18 | 11 | 0 -0.110 | | 18 | 50～200 | 18 | 7.0 | 3.4 | 58～65 | | | | | |
| 20×12 | 20 | 12 | 20 | | 56～220 | 20 | 7.5 | 3.9 | 65～75 | | | | | | |
| 22×14 | 22 | 14 | 22 | 63～250 | 22 | 0.60～0.80 | +0.149 +0.065 | 0.40～0.60 | 9.0 | 4.4 | +0.1 0 | 75～85 | | | |
| (24×16) | 24 | 16.2 | 0 -0.070 | h10 | 24 | | | | 70～280 | 24 | | 8.0 | 8.0 | 80～90 | |
| 25×14 | 25 | 14 | 0 -0.110 | h11 | 22 | | | | 70～280 | 25 | | 9.0 | 4.4 | +0.2 0 | 85～95 |
| 28×16 | 28 | 16 | | | 25 | 80～320 | 28 | 10.0 | 5.4 | 95～110 | | | | | |
| 32×18 | 32 | 18 | | | 28 | 90～360 | 32 | +0.180 +0.080 | 11.0 | 6.4 | 110～130 | | | | |